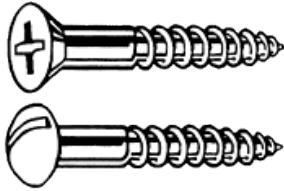
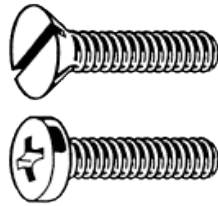


Fastener Categories



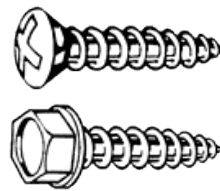
Wood Screws

Screws with a smooth shank and tapered point for use in wood. Abbreviated WS



Machine Screws

Screws with threads for use with a nut or tapped hole. Abbreviated MS



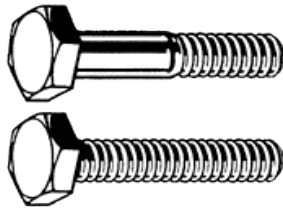
Sheet Metal Screws

Fully threaded screws with a point for use in sheet metal. Abbreviated SMS



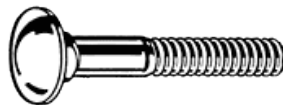
Self Drilling SMS

A sheet metal screw with a self drilling point.



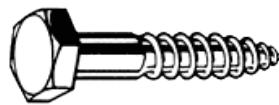
Hex Bolts

Bolts with a hexagonal head with threads for use with a nut or tapped hole. Abbreviated HHMB or HXBT.



Carriage Bolts

Bolts with a smooth rounded head that has a small square section underneath.



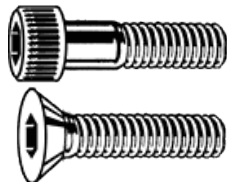
Lag Bolts

Bolts with a wood thread and pointed tip. Abbreviated Lag.



Set Screws

Machine screws with no head for screwing all the way into threaded holes.



Socket Screws

Socket screws, also known as Allen Head, are fastened with a hex Allen wrench.



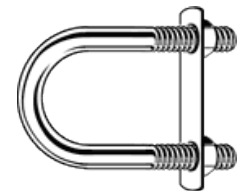
Eye Bolts

A bolt with a circular ring on the head end. Used for attaching a rope or chain.



Eye Lags

Similar to an eye bolt but with wood threads instead of machine thread.



U-Bolts

Bolts in U shape for attaching to pipe or other round surfaces. Also available with a square bend.



J-Bolts

J shaped bolts are used for tie-downs or as an open eye bolt.



Hanger Bolts

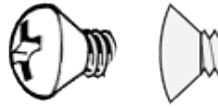
Hanger bolts have wood thread on one end and machine thread on the other end

Head Styles



Flat

A countersunk head with a flat top.
Abbreviated FH



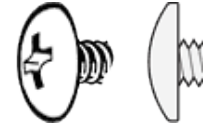
Oval

A countersunk head with a rounded top.
Abbreviated OH or OV



Pan

A slightly rounded head with short vertical sides.
Abbreviated PN



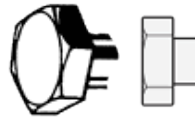
Truss

An extra wide head with a rounded top.



Round

A domed head.
Abbreviated RH



Hex

A hexagonal head
Abbreviated HH or HX



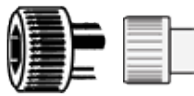
Hex Washer

A hex head with built in washer.



Slotted Hex Washer

A hex head with built in washer and a slot.



Socket Cap

A small cylindrical head using a socket drive.



Button

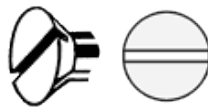
A low-profile rounded head using a socket drive.

Drive Types



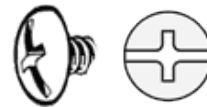
Phillips and Frearson

An X-shaped drive.
Abbreviated PH



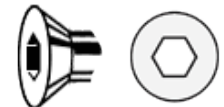
Slotted

A slot in the head.
Abbreviated SL



Combination

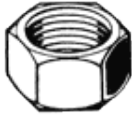
A combination of slotted and Phillips drives.
Abbreviated combo



Socket, Hex or Allen

A hexagonal hole for use with an Allen wrench.

Nut Types



Hex

A six sided nut. Also referred to as a Finished Hex Nut.



Nylon Insert Lock

A nut with a nylon insert to prevent backing off. Also referred to as a Nylock.



Jam

A hex nut with a reduced height.



Nylon Insert Jam Lock

A nylock nut with a reduced height.



Wing

A nut with 'wings' for hand tightening.



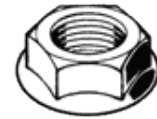
Cap

A nut with a domed top over the end of the fastener.



Acorn

Acorn nuts are a high crown type of cap nut, used for appearance.



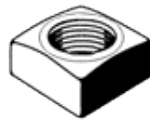
Flange

A nut with a built in washer like flange.



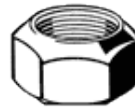
Tee

A nut designed to be driven into wood to create a threaded hole.



Square

A four sided nut.



Prevailing Torque Lock

A non-reversible lock nut used for high temperature applications.



K-Lock or Kep

A nut with an attached free-spinning external tooth lock washer.



Coupling

Coupling nuts are long nuts used to connect pieces of threaded rod or other male fasteners.

Washer Types



Flat

A flat washer, used to distribute load. Available in SAE, USS and other patterns.



Fender

An oversize flat washer used to further distribute load especially on soft materials.



Finishing

A washer used to obtain a 'finished' look. Usually used with oval head screws.



Split Lock

The most common style of washer used to prevent nuts and bolts from backing out.



External Tooth Lock

A washer with external 'teeth'. Used to prevent nuts and bolts from backing out.



Internal Tooth Lock

A washer with internal 'teeth'. Used to prevent nuts and bolts from backing out.



Square

A square shaped washer.



Dock

Dock washers have a larger outside diameter and are thicker than standard.



Ogee

Thick, large diameter, cast iron washers with a curved or sculpted appearance. Typically used in dock and wood construction.